

Lesson: **Black History Month Awareness Project**

Author/Teacher: **Jackie Jackson**

Grade Level: **Grade 9**

Essential Question:

Why is it important to connect to the past? How does conducting academic research help us to make these connections?

Project and Purpose:

The purpose of focusing on Black History Month is to dig deeper into history and make connections with the past. We hope this will expose students to historical figures they may not have heard of previously while simultaneously building their research skills.

Standards and Objectives:

CCSS.ELA-LITERACY.W.9-10.8

I will be able to gather relevant information from multiple authoritative print and digital sources using advanced searches effectively:

- One source must be from a NYPL research database journal
- Other sources can be from any .org, .gov, or .edu website

I will be able to assess the usefulness of each source in fulfilling the research requirements:

- High quality image of the person
- Summary of basic biographical information
- Summary of major accomplishments
- Interesting facts that you found surprising, controversial, inspiring
- Powerful quotation from the person

I will be able to integrate information into the PPT selectively to maintain the flow of ideas:

- Summary of biographical information is not just a list of facts - there is evidence of paraphrasing to create cohesive summary

I will avoid plagiarism by following a standard format for citation (MLA)

- Parenthetical citation is formatted correct
- Works cited slide is formatted correctly

Materials:

- Access to article [Black History Month](#) was originally created in 1926
- Access to PowerPoint
- Access to library database and the following sites:
 - www.nypl.org
 - Gale Academic OneFile (GALE)
 - OWL Purdue: Electronic Sources
 - EasyBib Add On for Google Doc
 - Free Citation Machine
- Black History Month Awareness Project List

Note: Before beginning project, determine the timeframe for the research.

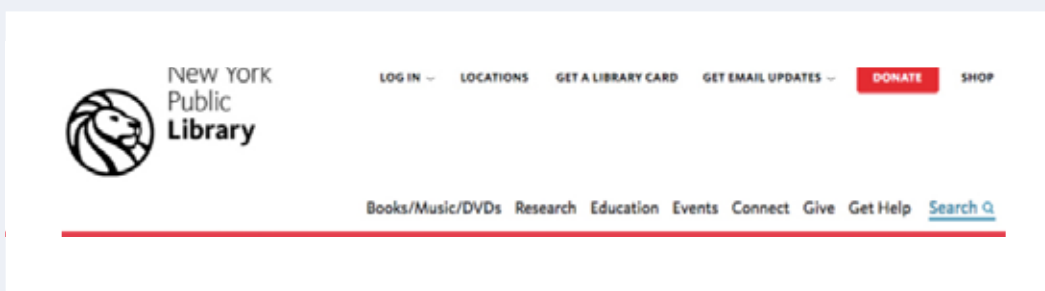


Procedure:

1. Read and annotate this article: [Black History Month was originally created in 1926](#)
 - Choose a facilitator to lead the group in reading the article out loud
 - Stop and annotate to summarize periodically
2. Discussion Questions: (in small groups)
 - What is the author's point of view on Black History Month? What does she believe is the main point?
 - Which part of the article interested you the most? Why?
3. Start researching historical figures new to you. Select a person from the list on the next page and create ONE PowerPoint slide that:
 - An image of the person you selected
 - A powerful quotation from the person you selected
 - Brief contextual/basic biographical information about your selected person
 - A list of major accomplishments by your selected person
 - Interesting facts you found surprising, controversial, inspiring, etc. about your selected person
4. Cite your research!!!! Use all the resources below to help you!

Activity: Finding a Source From a Library Database

1. Go to <https://www.nypl.org/> and click on research.



2. Click on Database

Articles & Databases

Find primary and scholarly sources in our online databases.

3. **Search by TOPIC.** Type “History” or “Literature” or “Science” or anything general.

Articles & Databases

Subjects: All

Location: All

Audience: All


Language: All

Database title/description

Available: everywhere at home with library card only at the library

FIND

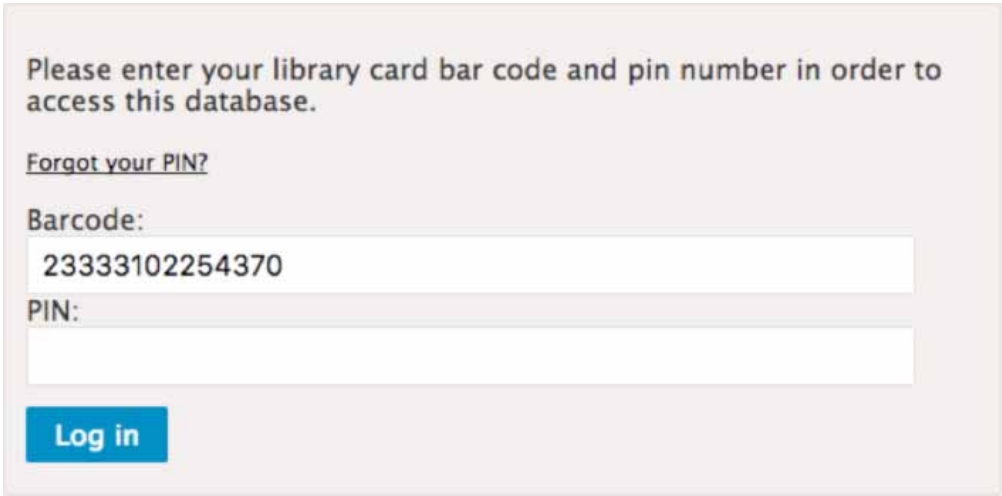
This will give you a bunch of databases (big collections of research, almost like a mini-library based on one topic) to choose from to search in. Gale Academic OneFile is a good place to start because it has general information about everything.

 **Academic One File (Gale)**

This article database includes full-text and abstracts of scholarly, trade, and general-interest periodicals covering topics in the areas of current events, general sciences and technology, social sciences, arts, and humanities. **Patrons should read the [Terms & Conditions](#) and [Privacy Policy](#) of this resource before searching.**

[More info](#)

4. At this point, the site will ask you to enter your library card information. Use your own, a teacher's or a friend's.



Please enter your library card bar code and pin number in order to access this database.

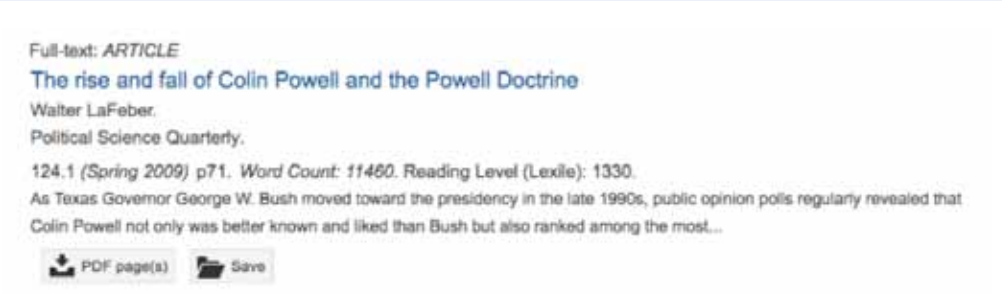
[Forgot your PIN?](#)

Barcode:
23333102254370

PIN:

[Log in](#)

5. Search your specific person/topic and find college-level legitimate, trustworthy academic sources. Congratulations you will use this skill over and over and over and over and over and over in high school (hopefully) and college.



Full-text: *ARTICLE*
The rise and fall of Colin Powell and the Powell Doctrine
Walter LaFeber.
Political Science Quarterly.
124.1 (Spring 2009) p71. Word Count: 11460. Reading Level (Lexile): 1330.
As Texas Governor George W. Bush moved toward the presidency in the late 1990s, public opinion polls regularly revealed that Colin Powell not only was better known and liked than Bush but also ranked among the most...

[PDF page\(s\)](#) [Save](#)

Activity: Creating a Works Cited Page

Check out [OWL Purdue: Electronic Sources](#) for more information!

1. All citation is dependent upon being able to find as many of the following pieces of information about each sources you use:
 - Author and/or editor names (if available)
 - Article name in quotation marks.
 - Title of the website, project, or book in italics.
 - Any version numbers available, including editions (ed.), revisions, posting dates, volumes (vol.), or issue numbers (no.).
 - Publisher information, including the publisher name and publishing date.
 - Take note of any page numbers (p. or pp.) or paragraph numbers (par. or pars.).
 - URL (without the https://)
 - Date you accessed the material (today!)

Author. Title. "Article name in quotation marks." Title of the website, project, or book in italics. Any numbers related to version. Publisher Information. (Page Numbers Used If applicable). Website URL. Date you accessed info from website.

New technology to help you citing sources once you understand the old-fashioned way!

- EasyBib Add On for Google Doc
- Free Citation Machine

Conclusion:

Determine system for students to present and share their research with the class.

Discuss with students: Why is it important to connect to the past? How does conducting academic research help us to make these connections?

Notes:

Activity: Black History Month Awareness Project

This is just a short list; you can make a suggestion but it must be approved.

Politicians

- Al Sharpton
- Colin Powell
- Michelle Obama
- James Baldwin
- George Washington Carver
- Condoleezza Rice
- Chokwe Lumumba

Musicians

- Billie Holiday
- Langston Hughes
- Duke Ellington
- BB King

Writers

- Alice Walker
- Nikki Giovanni
- Maya Angelou
- Gwendolyn Brooks
- James Baldwin
- Toni Morrison
- Zora Neale Hurston
- Nella Larsen
- Ralph Ellison
- Bell Hooks
- W.E.B. Dubois

Business

- Madam C.J. Walker

Political Activists

- Stokely Carmichael
- Marcus Garvey
- Bobby Seale
- Huey Newton
- Fred Hampton
- John Lewis
- Audre Lorde
- Assata Shakur
- Angela Davis
- Dick Gregory
- Fannie Lou Hamer
- Ella Baker
- Diane Nash

LGBTQ Activist

- Marsha P. Johnson

Athletes

- Tommie Smith
- Kareem Abdul-Jabbar
- John Carlos
- Jim Brown

Mathematicians

- Katherine Goble
- Benjamin Banneker
- Marjorie Lee Browne
- Elbert Cox
- Katherine Johnson

Scientists

- Wangari Maathai
- George Carver
- Mae Jemison

Visual Artists

- Jean Michel Basquiat
- Kara Walker
- Jacob Lawrence
- Faith Ringgold
- Romare Bearden
- Betye Saar
- Kehinde Wiley
- Gordon PArks
- Elizabeth Catlett
- Kara Walker

Film

- John Singleton

Dancers

- Bill robinson
- Josephine Baker
- Alvin Ailey
- Arthur Mitchell
- Debra Austin
- Misty Copeland

Musicians

- Ma Rainey
- Bessie Smith
- BB King
- John Lee Hooker
- Ray Charles
- Jimi Hendrix
- Bob Marley
- Marvin Gaye
- Billie Holiday
- Paul Robeson